Thyristor Modules

Feather

Isolated mounting base
International standard package
Base plate insulation using AIN substrate
Industrial compatible packaging
Low forward voltage drop
High surge current
Up to 5000V voltage available on request

通用封装外壳 绝缘底板 氮化铝基片绝缘
低的通态压降 高的浪涌电流能力
可以按要求电压达到 5000V

Type	$I_{T(AV)}$	V_{DRM} V_{RRM}	I_{TSM}	I_{DRM} I_{RRM}	di/dt	dv/dt	I_{GT}	V_{GT}	I_H	V_{TO}	r_T	$R_{th(j-c)}$	T_j	Fig
	A	V	$Ax10^3$	mA	A/μs	V/μs	mA	v	mA	V	mΩ	℃/ W	℃	mm
MTx25	25		0.55	10	>50		<50	<2	<50	0.90	9.80	0.95		A
MTx40	40		1.00	10	>50		<150	<2	<150	0.86	5.60	0.68		A
MTx55	55		1.25	10	>50		<150	<2	<150	0.87	3.70	0.54		A
MTx70	70		1.60	15	>50		<150	<2	<150	0.90	2.65	0.42		A
MTx90	90		2.00	15	>100		<150	<2	<150	0.90	2.84	0.30		A,B
MTx110	110		2.40	20	>100		<150	<2	<150	0.80	2.34	0.26		A,B
MTx130	130		3.60	30	>100		<150	<3	<150	0.90	2.12	0.20		C
MTx160	160		5.40	30	>100		<150	<3	<150	0.90	1.53	0.17		C
MTx200	200		7.20	30	>100		<200	<3	<200	0.85	1.34	0.13		D
MTx250	250		8.50	30	>100		<200	<3	<200	0.85	0.90	0.12		D
MTx300	300	600-1800	9.30	40	>100	>800	<200	<3	<200	0.85	0.75	0.10	125	D
MTx350	350		11.0	40	>100		<200	<3	<200	0.90	0.50	0.09		F
MTx400	400		12.0	50	>100		<200	<3	<200	0.85	0.49	0.09		F,N
MTx500	500		14.5	50	>100		<200	<3	<200	0.85	0.40	0.08		F,N
MTx600	600		17.4	50	>100		<200	<3	<200	0.86	0.45	0.075		H
MTx800	800		23.2	50	>100		<200	<3	<200	0.9	0.50	0.065		J
MTx1000	1000		28.0	50	>100		<200	<3	<200	0.87	0.45	0.06		J
*MTx500	500		12.0	50	>100		<200	<3	<200	0.8	0.64	0.085		G
*MTx600	600		15.0	50	>100		<200	<3	<200	0.85	0.5	0.07		I
*MTx800	800		18.0	50	>100		<200	<3	<200	0.9	0.4	0.05		K

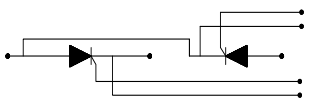

MTC

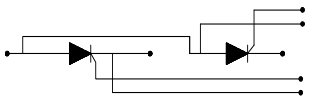

MTA

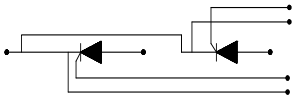

MTK

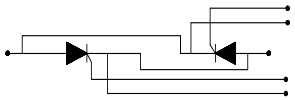

MTX

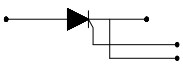

MT

Note : If V_{DRM}/V_{RRM} ≥2500V , V_{iso} (AC)>3000V otherwise =2500V, For module with V_{DRM}/V_{RRM} from 2500 to 5000V please contact us Tj=125℃ Tc=85 ℃ * Water cooling and Tc=55℃

MKC MHC

$I_{T(AV)}$	V_{DRM} V_{RRM}	I_{TSM}	I_{DRM} I_{RRM}	di/dt	dv/dt	I_{GT}	V_{GT}	I_H	V_{TO}	r_T	$R_{th(j-c)}$	Tq	T_j	Fig
A	V	Ax10	mA	A/μs	V/μs	mA	v	mA	V	mΩ	℃/ W	μs	℃	mm
160	600-1600	4.30	30	>200	>800	<150	<3	<150	0.86	1.66	0.14	15-35	115	G
200		5.60	30	>200		<200	<3	<200	0.90	1.17	0.10	15-35		H
300		7.80	40	>200		<200	<3	<200	0.88	0.80	0.07	15-35		I

MZC

$I_{T(AV)}$	V_{RRM}	I_{FSM}	I_{RRM}	V_{FO}	R_F	$R_{th(j-c)}$	Trr	T_j	Fig
A	V	$Ax10^3$	mA	V	mΩ	℃/ W	μs	℃	mm
160	600-1600	4.50	30	0.85	1.40	0.18	2.0	140	D
200		6.00	30	0.88	0.95	0.14	3.0		F
300		8.30	40	0.86	0.60	0.10	4.0		H

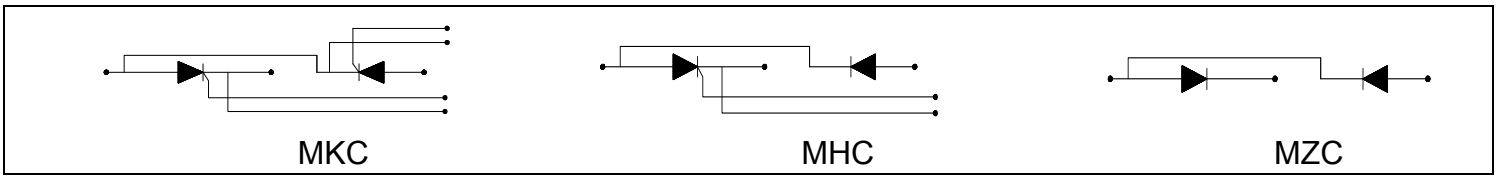

Note: MKC MHC @ Tc=85℃ MZC @Tc=100℃ V_{ISO} (AC)>2500V

Module Outline

A

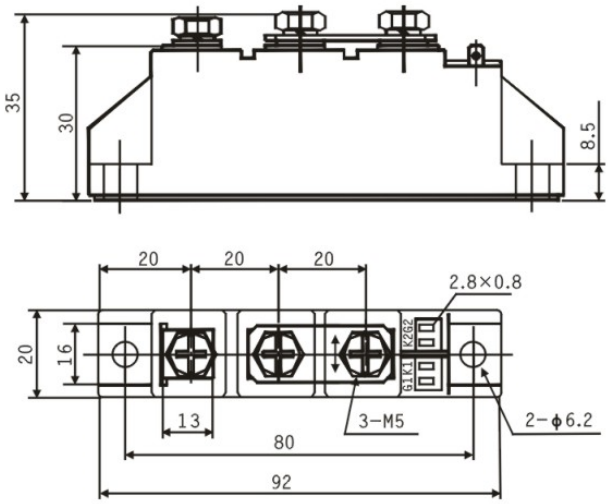

B

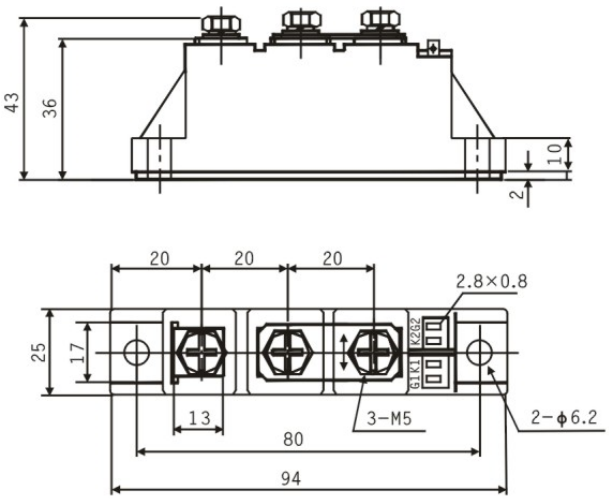

C

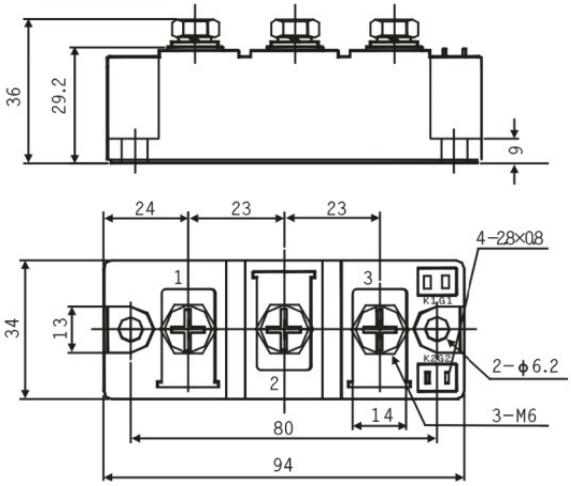
36
29.2
9
24
23
23
4-28×0.8
1
3
K1G1
34
13
K2G2
2-φ6.2
2
3-M6
80
14
94

D

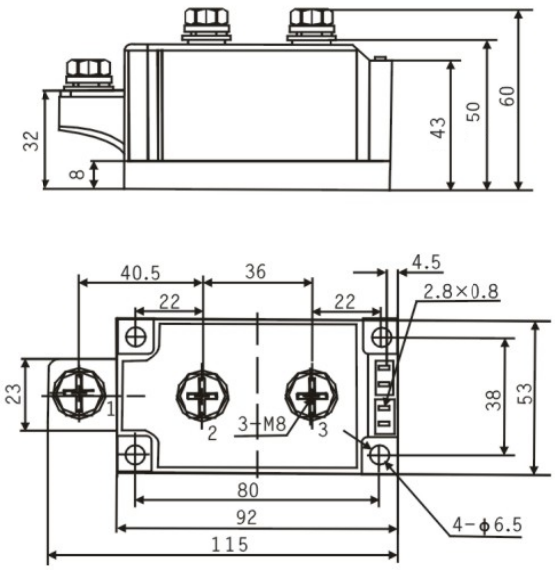
32
8
43
50
60
40.5
36
4.5
22
22
2.8×0.8
23
1
2
3-M8
3
38
53
80
92
115
4-φ6.5

E

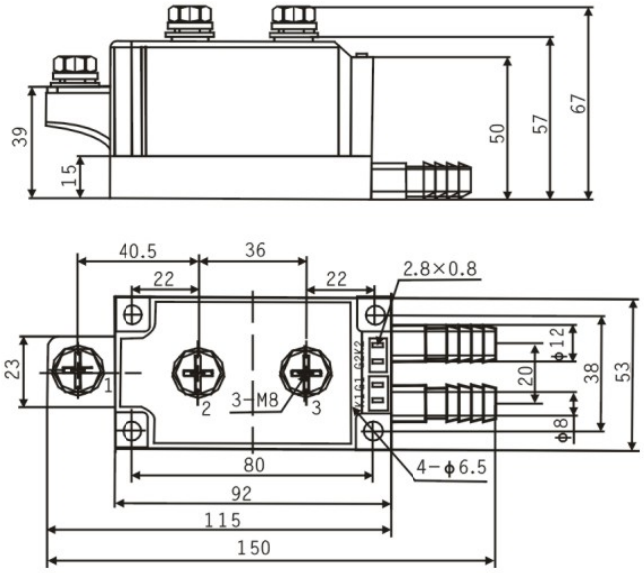
39
15
50
57
67
40.5
36
22
22
2.8×0.8
23
1
2
3-M8
3
K1G1
G2K2
φ12
20
38
53
φ8
80
92
115
150
4-φ6.5

F

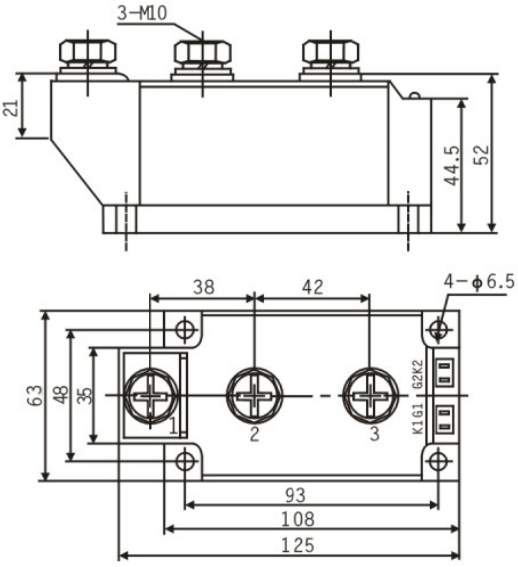
3-M10
21
44.5
52
38
42
4-φ6.5
63
48
35
1
2
3
K1G1
G2K2
93
108
125

G

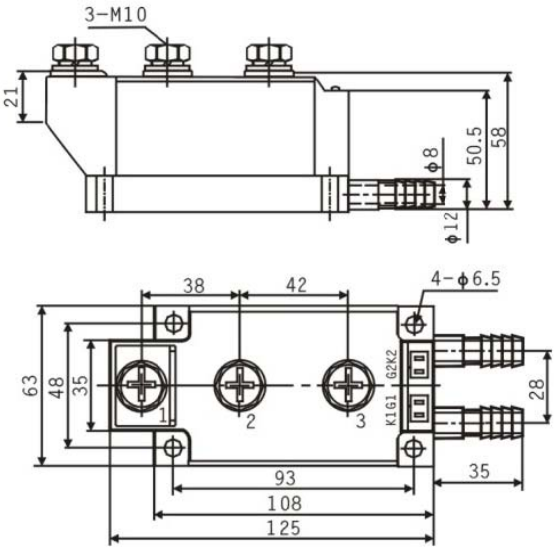
3-M10
21
φ8
50.5
58
φ12
38
42
4-φ6.5
63
48
35
1
2
3
K1G1
G2K2
28
35
93
108
125

H

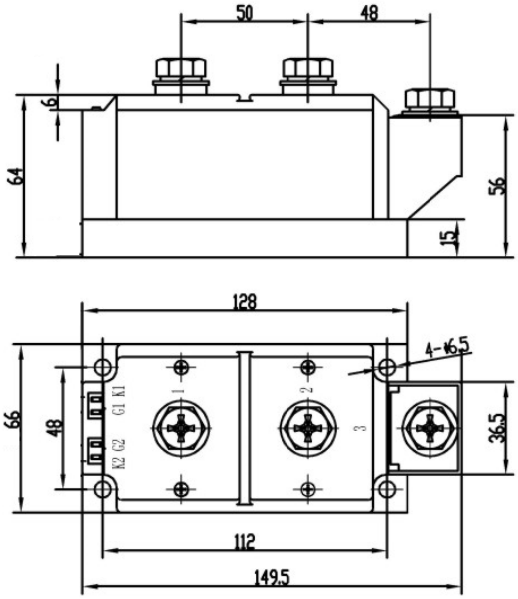
50
48
6
64
56
15
128
4-φ6.5
66
48
K1 G1
K2 G2
1
2
3
36.5
112
149.5

I

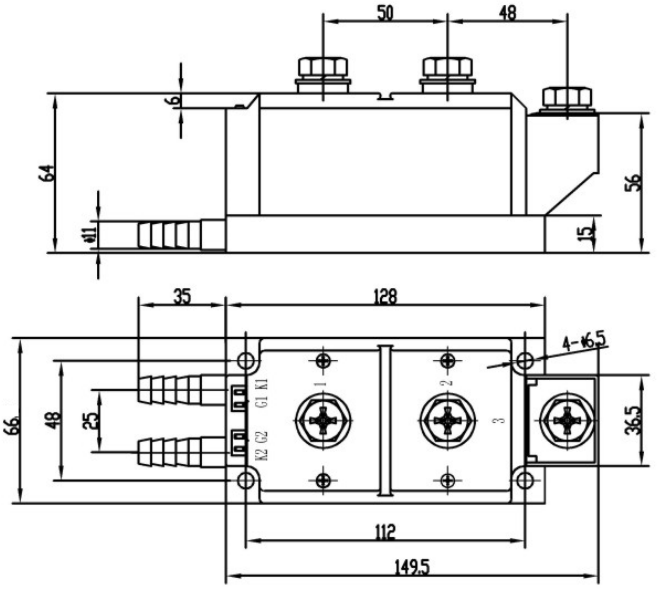
50
48
6
64
56
15
35
128
4-φ6.5
66
48
25
36.5
112
149.5

J

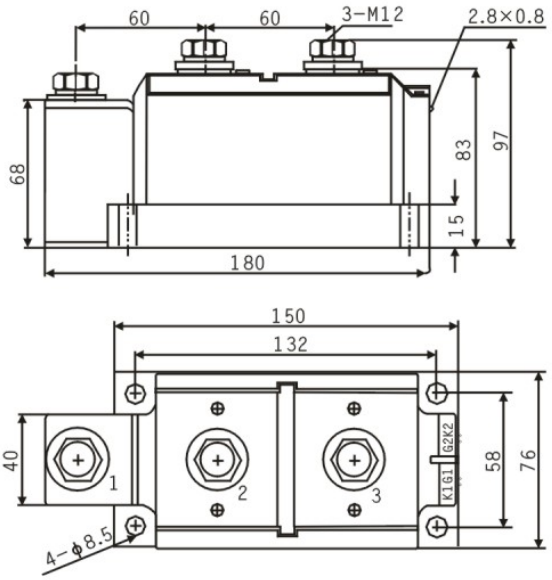
60
60
3-M12
2.8×0.8
68
83
97
15
180
150
132
40
58
76
4-φ8.5

K

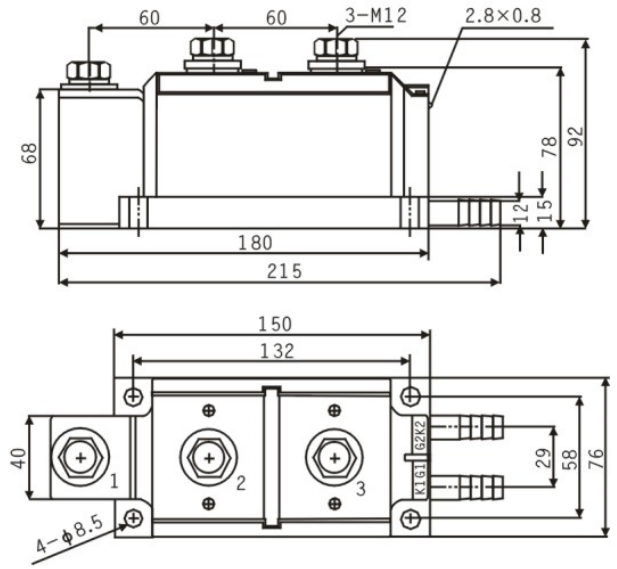
60
60
3-M12
2.8×0.8
68
78
92
12
15
180
215
150
132
40
29
58
76
4-φ8.5

L

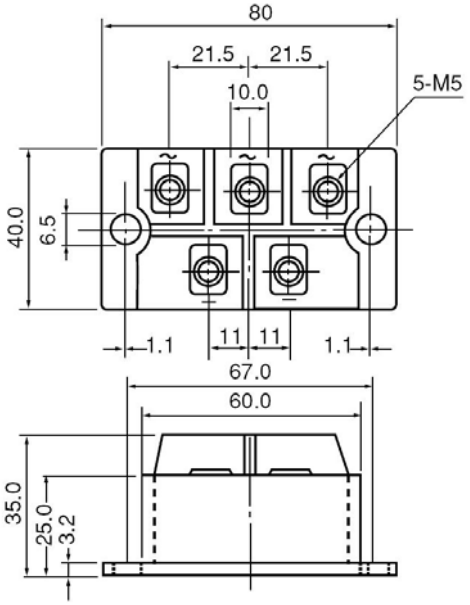
80
21.5
21.5
10.0
5-M5
40.0
6.5
1.1
11
11
1.1
67.0
60.0
35.0
25.0
3.2

M

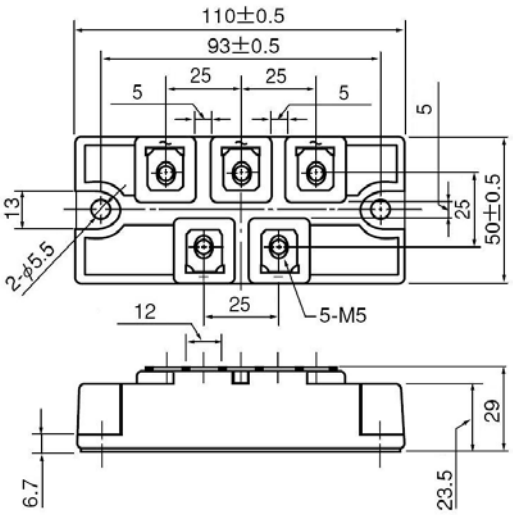
110±0.5
93±0.5
25
25
5
5
5
13
25
50±0.5
2-φ5.5
12
25
5-M5
29
6.7
23.5

N

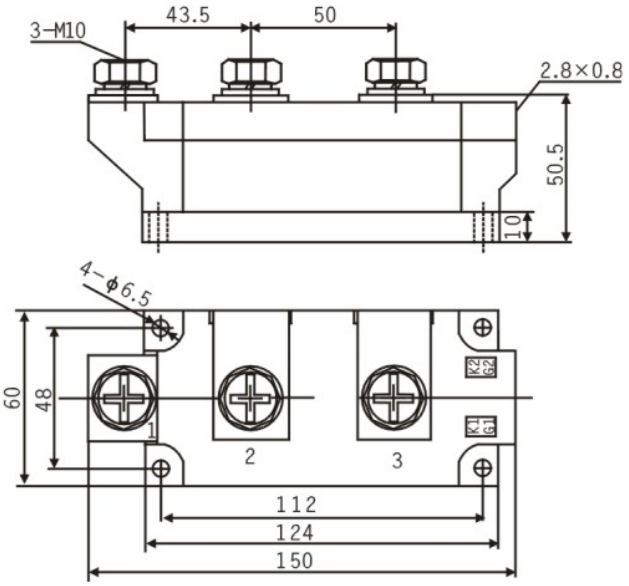
3-M10
43.5
50
2.8×0.8
50.5
10
4-φ6.5
60
48
112
124
150